



FOLDABLE SHOPPING TOTE INSTRUCTIONS

ITGS-461

1. Pull up on the front flap, releasing the two velcro tabs.

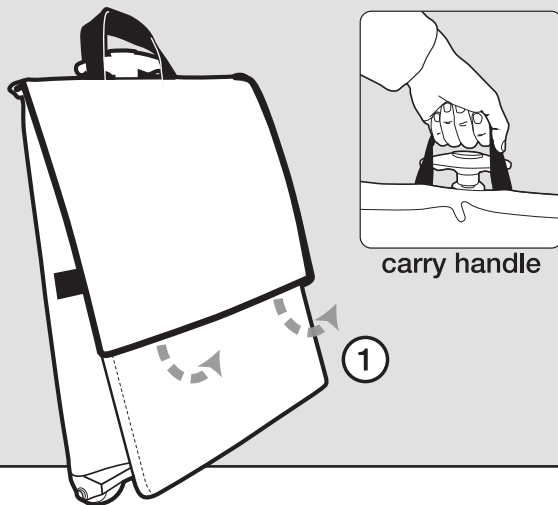
3. Then fold down the bottom support found inside the carrier so that it appears horizontal and secure.

Please note: if bottom support is not properly secured, the folding walls may bow or cause the carrier to collapse.

2. Expand the carrier so that the folded side walls release from the two velcro tabs and become straight.

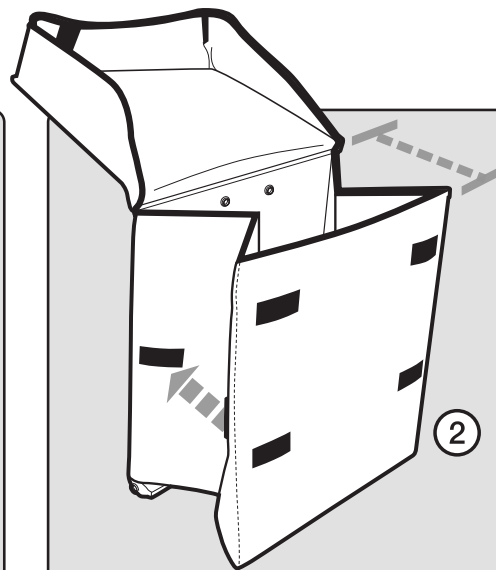
4. Close the shopping tote's basket by folding down the top flap and securing the two velcro tabs.

5. Push the button to release and extend the tote's handle. Wheel tote to easily transport your shopping.

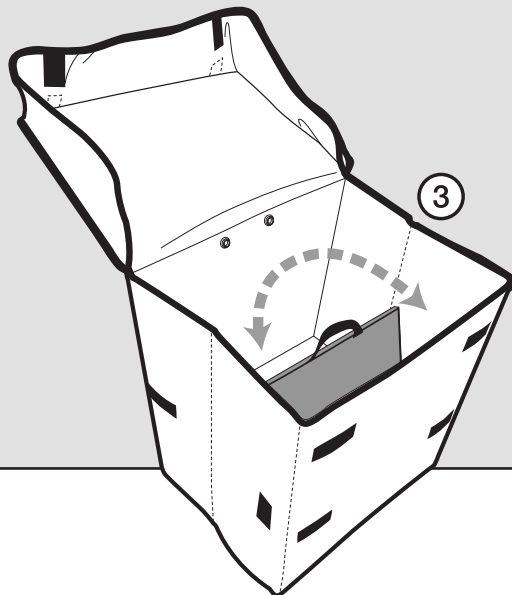


carry handle


1




2



3



4



5